





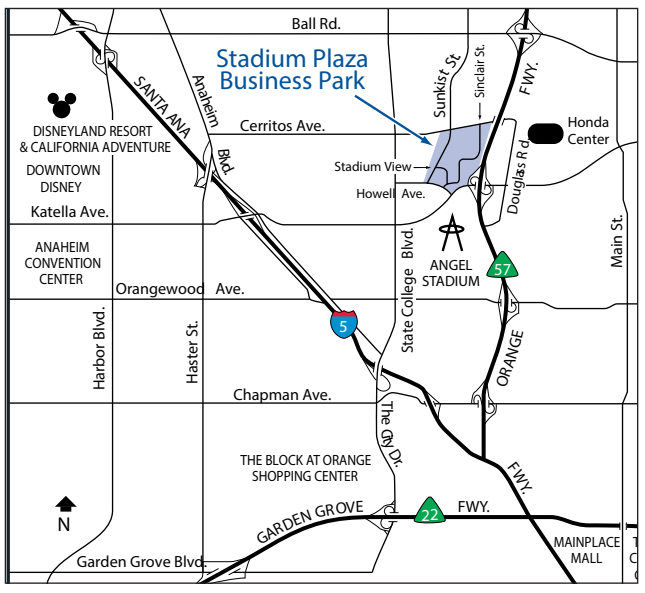


±12,000 SF
FOR LEASE

1630 S. SINCLAIR STREET, ANAHEIM, CALIFORNIA

FEATURES

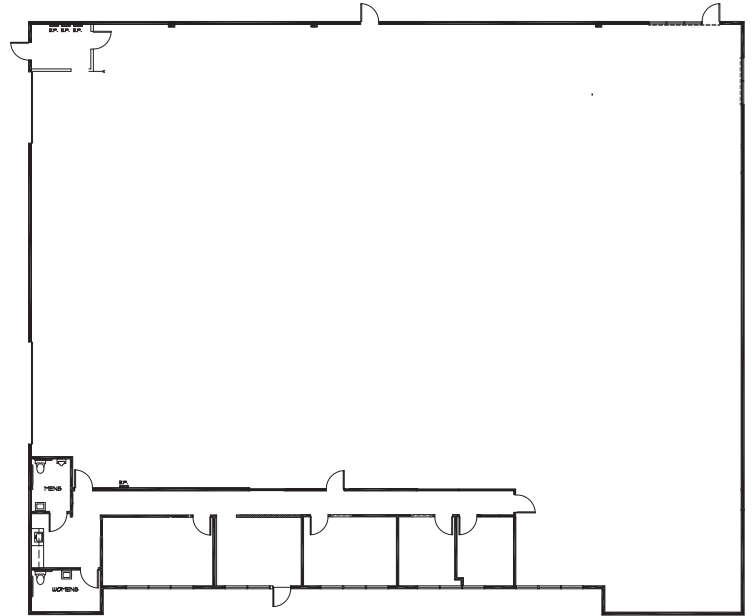
- Freestanding Industrial Building
- ±1,400 Square Feet of Office Space
- 3 Ground Level Doors
- Parking Ratio ±2:1 / In Common
- 200 Amps 120/208 Volt Electrical (verify)
- ±16'-17' Warehouse Clearance
- Excellent Access to the , , , and  Freeways
- On Site Property Management
- Close to Retail Amenities
- Business Park Environment



±12,000 SF
FOR LEASE

1630 S. SINCLAIR STREET
Anaheim, California

Floor Plan



Site Plan

