

FOR LEASE

CAMINO SANTA FE BUSINESS PARK

8320-8395 CAMINO SANTA FE, SAN DIEGO, CALIFORNIA 92121



FOR LEASE

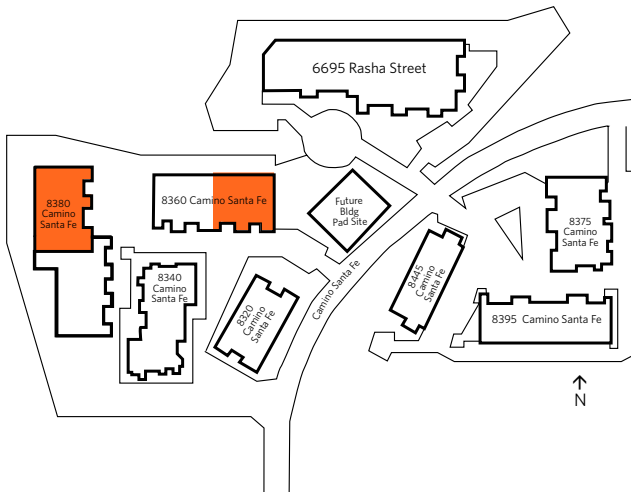
CAMINO SANTA FE BUSINESS PARK

8320-8395 CAMINO SANTA FE, SAN DIEGO, CALIFORNIA 92121

PROJECT FEATURES:

- WESTERN MIRAMAR LOCATION
- IDEAL FOR OFFICE/LIGHT MANUFACTURING/ WAREHOUSE/R&D USES
- DOCK AND GRADE LEVEL LOADING DOORS
- APPROXIMATELY 16'-22' WAREHOUSE CLEARANCE
- SPRINKLERED
- 5 MINUTES TO I-805 AND UTC AREA

AVAILABILITY	SF	LEASE RATE	COMMENTS
8360 Camino Santa Fe, Suite F	10,234	\$1.35 Industrial Gross	35% office, 65% warehouse. 5 grade level doors. CLICK HERE TO TOUR THE SPACE
8380 Camino Santa Fe, Suite 200	22,290	\$1.35 Industrial Gross	Renovations complete! ±30% office, balance warehouse. 3 dock positions. 4 grade level doors. 1,200 amps of 277/480v and 1,600 amps of 120/208v power. CLICK HERE TO TOUR THE SPACE



FOR LEASE

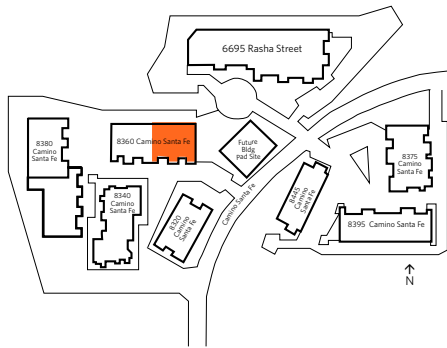
CAMINO SANTA FE BUSINESS PARK

8320-8395 CAMINO SANTA FE, SAN DIEGO, CALIFORNIA 92121

FLOOR PLAN

8360 CAMINO SANTA FE, SUITE F
10,234 SF

- 35% OFFICE, BALANCE WAREHOUSE
- FIVE (5) GRADE LEVEL LOADING DOORS
- \$1.35 INDUSTRIAL GROSS



FOR LEASE

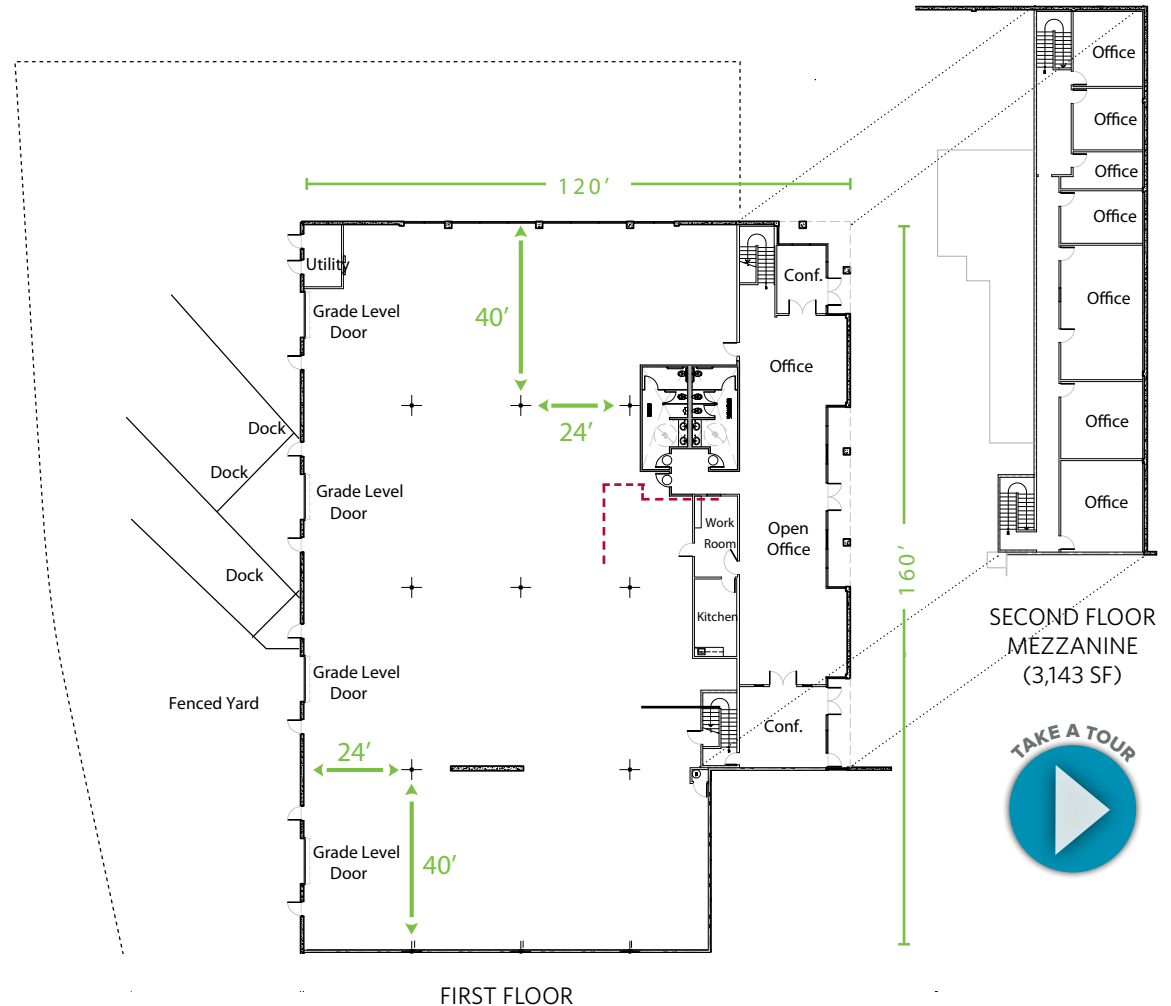
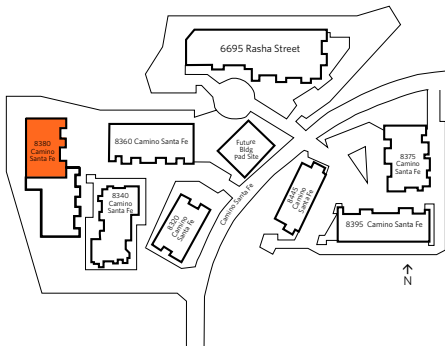
CAMINO SANTA FE BUSINESS PARK

8320-8395 CAMINO SANTA FE, SAN DIEGO, CALIFORNIA 92121

FLOOR PLAN

8380 CAMINO SANTA FE, SUITE 200
22,290 SF

- RENOVATIONS COMPLETE! COMPLETELY REFURBISHED OFFICE AREA, NEW 6" SLAB IN WAREHOUSE, LED WAREHOUSE LIGHTING
- ±30% OFFICE, BALANCE WAREHOUSE
- THREE (3) DOCK POSITIONS
- FOUR (4) GRADE LEVEL LOADING DOORS
- 1200 AMPS OF 277/480V & 1,600 AMPS OF 120/208V
- \$1.35 INDUSTRIAL GROSS



FOR LEASE

CAMINO SANTA FE BUSINESS PARK

8320-8395 CAMINO SANTA FE, SAN DIEGO, CALIFORNIA 92121

